

ANU Student Systems

A Guide for New Students



**Australian
National
University**

YOUR STUDENT IDENTITY

While at The Australian National University, you will have a unique University Identity. This is made up of three parts:

1- Your Username and Password

These were emailed to you in your Welcome Email. Save these as you will need them to access your [Student Homepage](#).

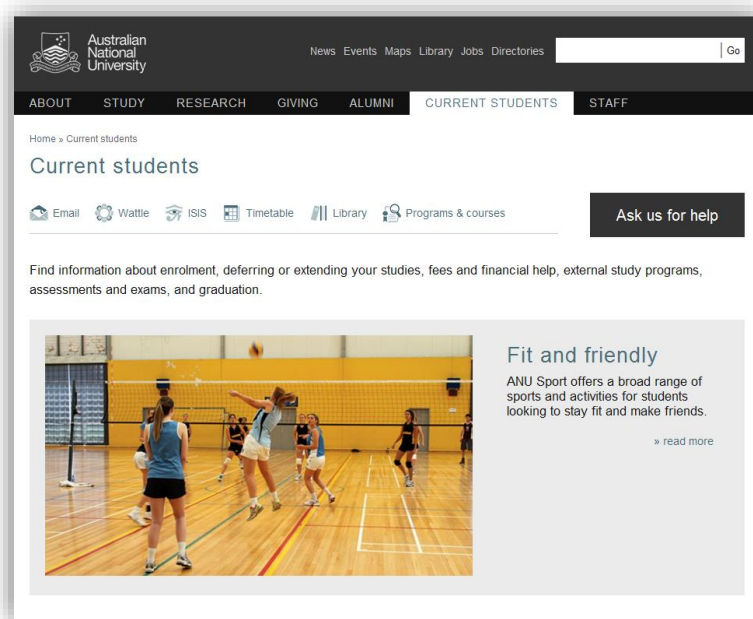
2- Your Student ID Card

Your Student Card will be issued to you from Llewellyn Hall on Campus during Orientation Week and Week 1 of semester. A Student ID Card will give you access to the library and printing facilities, as well as to certain doors and buildings. After the 28th of February Student ID Cards are available from [Student Central](#). See your online enrolment information for details.

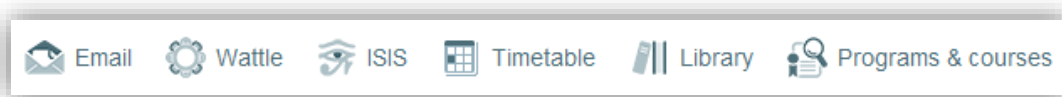
3- Your online Student Systems which are located in your Student Homepage

This pamphlet describes your Student Homepage: what it is used for and how to access it.

This is your ANU Student Homepage- you will find it under the 'Current Students' tab from the ANU Website www.anu.edu.au



In particular, you will note the MAIN THREE Student Systems- ANU Email, ISIS and WATTLE- links can be found in the TOOL BAR along the top of the homepage, along with other useful webpages.



For now, let's focus on the first three.

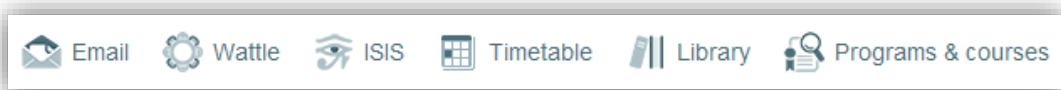
ANU EMAIL

ANU Email will be your student email service. You have been issued a student email address (example: u1234567@anu.edu.au).

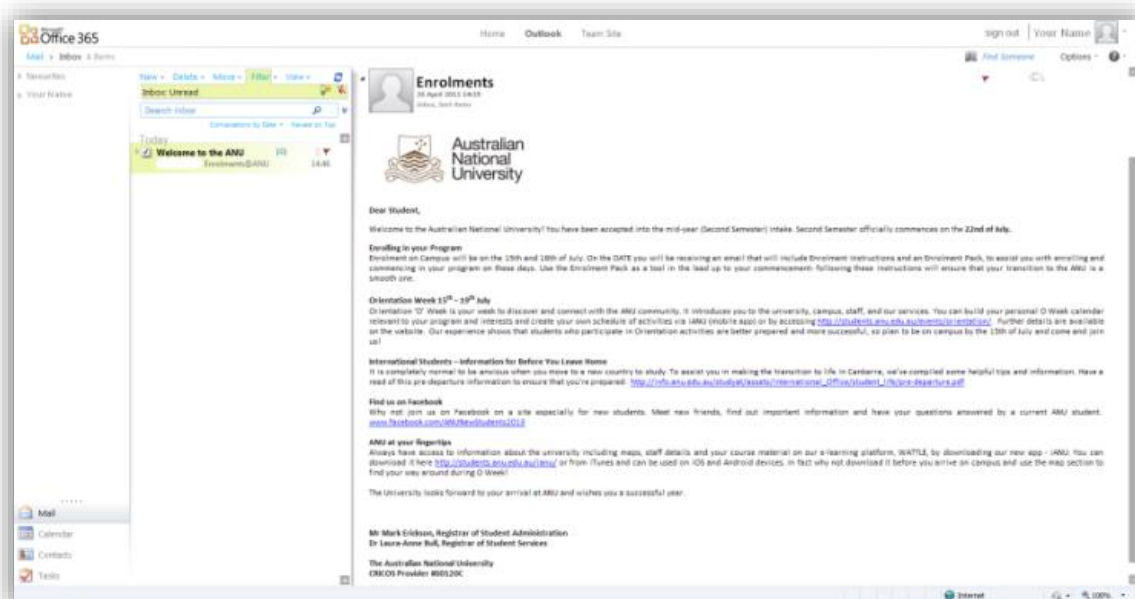
Students must check their student email account regularly as official and important University information is sent to student email accounts **only**. The University considers 'regularly' as being on a weekly basis at minimum.

You may access ANU Email by selecting the ANU Email icon from the toolbar in the Current Student Homepage, here: <http://www.anu.edu.au/students>

You will need to log in with your student ID number and password.



Once logged in, your student email account will look like this:




You will receive all important ANU communication to this email address; make sure that you check it often!

WATTLE (Web Access to Teaching and Learning Environments)

WATTLE (Web Access to Teaching and Learning Environments) is the University's online learning environment. This is where your lecturers will upload lecture notes and course information. Once you have enrolled in your courses on ISIS, log into WATTLE <https://wattle.anu.edu.au/> to familiarise yourself with the layout and feature. Note that it may take 24 hours for your course information to appear and the course-specific content will be updated closer to the start of your session.

1. If you are on the Student Homepage, select the 'WATTLE' button and use the STUDENT ID NUMBER and PASSWORD given to you in this email to LOGIN.



Web Access To Teaching & Learning Environments

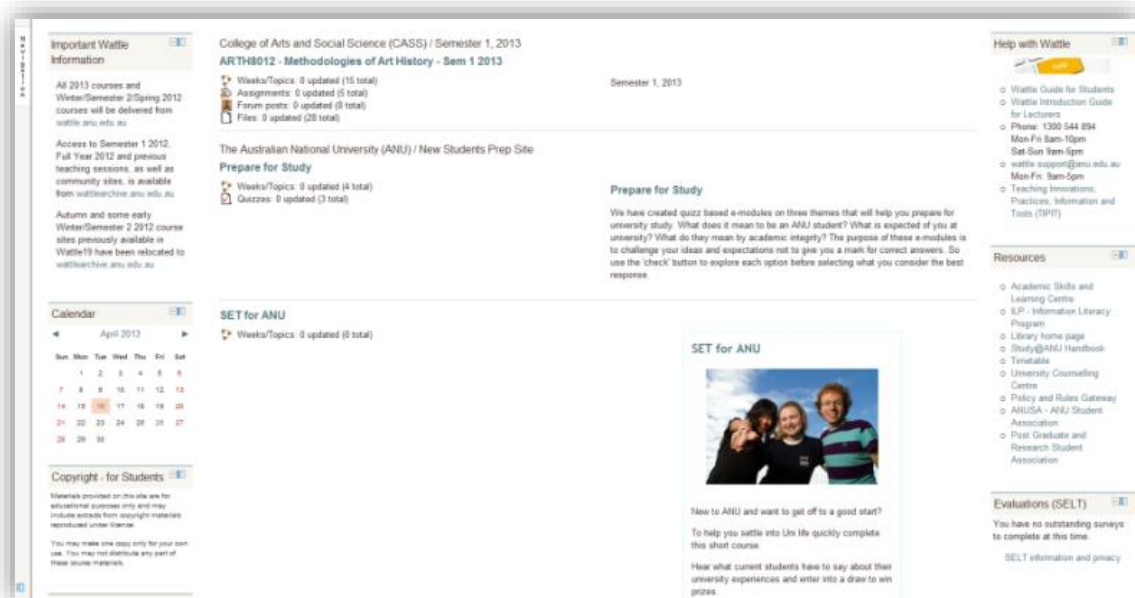
University ID:

Server Load: **Busy**

Password:

[Login to Wattle](#) [Wattle login help](#)

2. Your Wattle screen will look like this:



Important Wattle Information

All 2013 courses and Winter/Semester 2/Spring 2012 courses will be delivered from wattle.anu.edu.au

Access to Semester 1 2012, Full Year 2012 and previous teaching sessions, as well as community sites, is available from wattle.anu.edu.au

Autumn and some early Winter/Semester 2 2012 course sites previously available in Wattle19 have been relocated to wattle.anu.edu.au

College of Arts and Social Science (CASS) / Semester 1, 2013

ARTH9012 - Methodologies of Art History - Sem 1 2013

Semester 1, 2013

- Weeks/Topics: 0 updated (15 total)
- Assignments: 0 updated (5 total)
- Forum posts: 0 updated (8 total)
- Files: 0 updated (28 total)

The Australian National University (ANU) / New Students Prep Site

Prepare for Study

- Weeks/Topics: 0 updated (4 total)
- Quizzes: 0 updated (3 total)

Prepare for Study

We have created quiz based e-modules on these themes that will help you prepare for university study. What does it mean to be an ANU student? What is expected of you at university? What do they mean by academic integrity? The purpose of these e-modules is to challenge your ideas and expectations not to give you a mark for correct answers. So use the 'check' button to explore each option before selecting what you consider the best response.

Calendar

April 2013

Sun	Mon	Tue	Wed	Thu	Fri	Sat
	1	2	3	4	5	6
7	8	9	10	11	12	13
14	15	16	17	18	19	20
21	22	23	24	25	26	27
28	29	30				

Copyright - for Students


Materials provided on this site are for educational purposes only and may include extracts from copyright materials reproduced under license.

You may make one copy only for your own use. You may not distribute any part of these course materials.

SET for ANU

- Weeks/Topics: 0 updated (8 total)

SET for ANU



New to ANU and want to get off to a good start?

To help you settle into Uni life quickly complete this short course.

Hear what current students have to say about their university experiences and enter into a draw to win prizes.

Help with Wattle

- Wattle Guide for Students
- Wattle Introduction Guide for Lecturers
- Phone: 1300 544 894
- Mon-Fri 9am-10pm
- Sat-Sun 9am-1pm
- wattle.support@anu.edu.au
- Mon-Fri: 9am-5pm
- Teaching Innovations, Practices, Information and Tools (TIPIT)

Resources

- Academic Skills and Learning Centre
- ILP - Informative Literacy Program
- Library home page
- Study@ANU Handbook
- University Counselling Centre
- Policy and Rules Gateway
- ANUSA - ANU Student Association
- Past Graduates and Research Student Association

Evaluations (SELT)

You have no outstanding surveys to complete at this time.

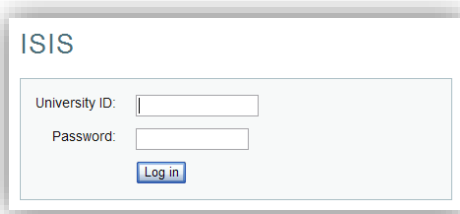
SELT information and privacy

ISIS (Interactive Student Information System)

ISIS (Interactive Student Information System) is your online student hub. Here you manage your program, update your personal details and will be issued invoices to pay your fees after you commence. ISIS gives you immediate, at-your-fingertips access to your academic and administrative pathway.

You may access ISIS by logging in, here: <https://isis.anu.edu.au/>

1. From the Current Student Homepage, select the 'ISIS' button and use the STUDENT ID NUMBER and PASSWORD given to you in this email to LOGIN.

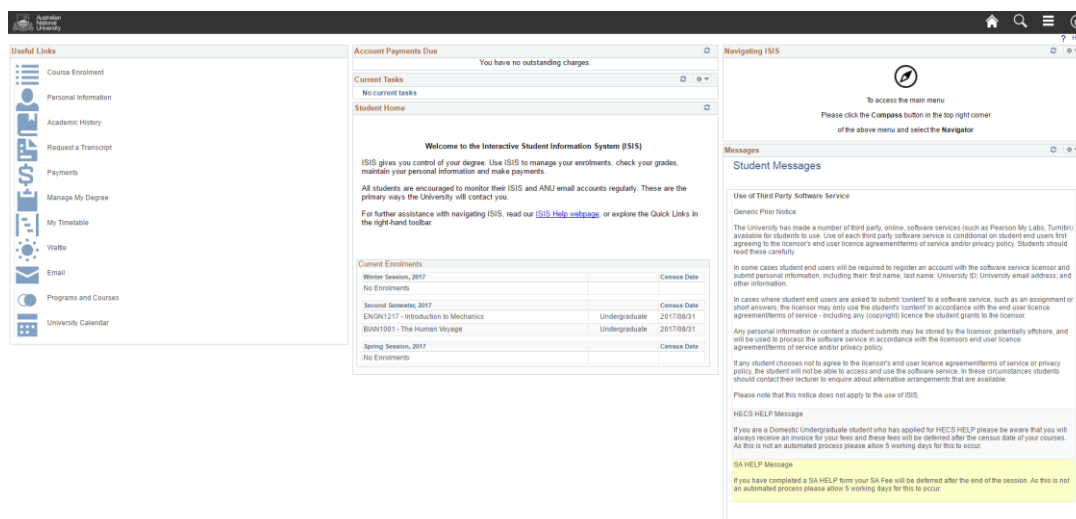


When you commence at the ANU, we will first need to verify your personal details. In ISIS, this will be in the form of a TASK WIZARD, which will appear when you first login. Here you will be prompted to fill in your address, contact details, and verify the personal details we already have on file.

2. **Eligible domestic undergraduate students** will also need to complete their electronic Commonwealth Assistance Form (eCAF) for their tuition fees before proceeding.
3. You will then see a MESSAGES screen appear with important University Agreements that you will need to read and acknowledge as part of your contract with the ANU. Complete this by selecting the tick box to the side of the messages and, when prompted, AGREE to continue.

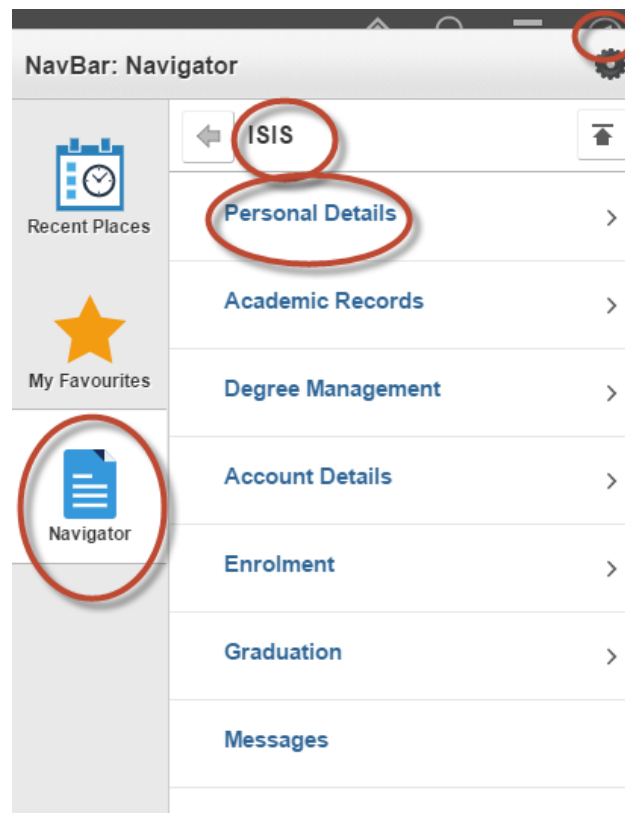
You will NOT be able to proceed until you complete steps 2 - 4.

4. Once steps 2 – 4 are completed, you will be directed to the ISIS Home Screen:



Winter Session, 2017		Census Date
No Enrolments		
Semester 2, 2017		
ENGN1217 - Introduction to Mechanics	Undergraduate	2017/08/31
BIAN1001 - The Human Voyage	Undergraduate	2017/08/31
Spring Session, 2017		
No Enrolments		

5. You can access your other personal and program information under the MAIN MENU button on the left hand side of the screen. Follow COMPASS ICON > NAVIGATOR> ISIS > Personal Details to check everything is correct.



6. You can see that this student currently has no payments outstanding. In the section titled 'ACCOUNT PAYMENTS DUE' you will see your invoiced fees appear in the weeks after you enrol. Keep an eye out for these to ensure that you pay any fees on time!

Account Payments Due	🔄
You have no outstanding charges.	
Current Tasks	🔄 ⚙️
No current tasks	
Student Home	🔄
<p style="text-align: center;">Welcome to the Interactive Student Information System (ISIS)</p> <p>ISIS gives you control of your degree. Use ISIS to manage your enrolments, check your grades, maintain your personal information and make payments.</p> <p>All students are encouraged to monitor their ISIS and ANU email accounts regularly. These are the primary ways the University will contact you.</p> <p>For further assistance with navigating ISIS, read our ISIS Help webpage, or explore the Quick Links in the right-hand toolbar.</p>	

YOUR PASSWORD

As a STUDENT AT ANU you will need to invest time into checking these three student systems for information, updates and to access course information. In your Welcome Email you received a PASSWORD and STUDENT ID number which gives you access to all three accounts.

If you wish to change your password, or set up security features to protect your password, you may access the [ANU Identity Manager](#).

It is important that you memorise your ID number, and that you keep your password secure at all times. If you ever feel that your student account has been compromised, please ensure that you request a password reset from the ANU IT Service Desk.

You may contact the IT Service Desk on (02) 6125 4321, or for alternate methods of assistance see the [IT Services Help and Support](#) webpage.