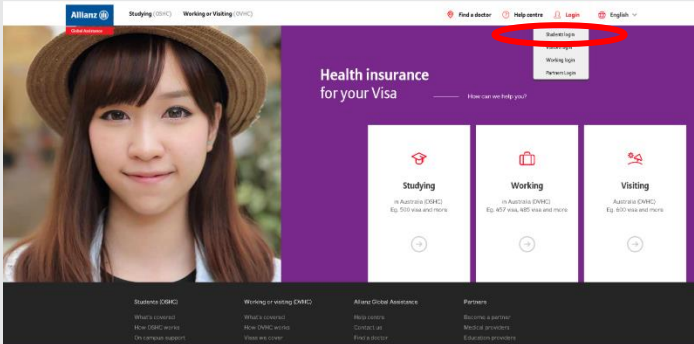
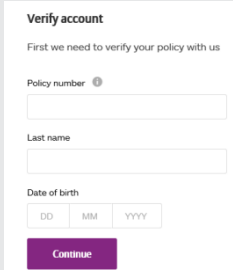

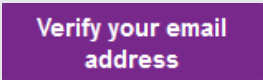

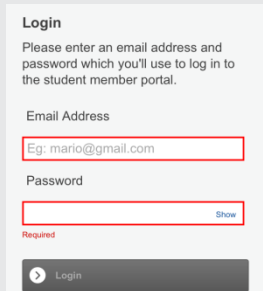
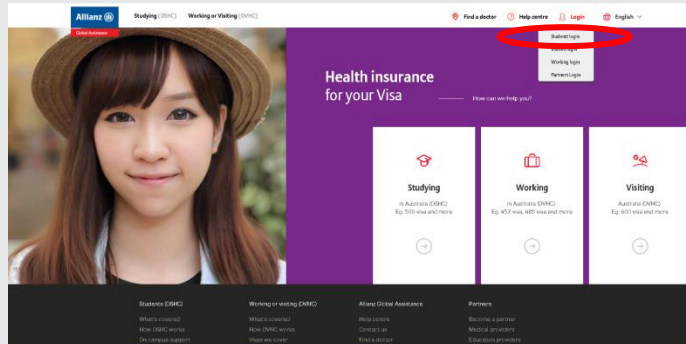


# Register your OSHC Policy and access your e-membership card

<b>Step 1:</b>	<b>Register for online services</b>	
Visit	<a href="http://www.allianzassistancehealth.com.au">www.allianzassistancehealth.com.au</a>	
Click <b>Login</b> and  Select <b>Students Login</b>		
Create an Account	Enter your details	
Create a password	Enter your preferred email address and create a password	
Open your Inbox	Verify your email address	
<b>Step 2 :</b>	<b>Download and install the My OSHC Assistant App</b>	
Install the App	Go to Google Play or App Store and install the My OSHC Assistant app	
Accept the Terms and Conditions	Enter your email address and password	

Tip

In most cases your policy number will be your student id followed by ANUA, eg 123456789ANUA

**Verify account**

First we need to verify your policy with us

Policy number Last name 

Date of birth

 DD  MM  YYYY**Continue**Tip

Password should contain a lowercase, uppercase and a number, the strength will change from **Weak** to **Good**

**Password**Password Strength: **Good****Verify your email address**Tip

These are the same details and password that you entered online in Step 1

**Login**

Please enter an email address and password which you'll use to log in to the student member portal.

Email Address

 Eg: mario@gmail.com

Password

 **Show**

Required

**Login**

## Set a 5 digit pin

**Tip**

Choose a 5 digit number that you will remember as this is required each time you access the app

## PIN code

For quick and easy access next time, please enter a 5 digit PIN code that you'll remember.

Enter PIN

Re-enter PIN




## Step 3 :


## Access your e-membership card

## Select My Policy

Here you can access your e-membership card and update your personal details

**Important Tip**












Use the “[Update My Details](#)” option to keep your personal details up to date.



**\*\* Note:** If you have a [Dual](#) or [Multi](#) Family policy you will need to login to the website and provide your family's details

**Tip :** Select [Add Adult](#) to add your spouse, and [Add Dependant](#) to add your children ( under 18 )

## Highlights of your Allianz Global Assistance Policy

Website	 Find a Doctor	 Help Centre	 What your policy covers in simple language
	 Filter by things that matter to you	 Search topics of interest	
App	 Claim Tool	 Medical Term Translator	 E-card
	 Submit using your mobile device	 In 22 languages	 Update your personal Details

## Contact Us

Phone  
13 OSHC (13 6742)

Email  
[oshc@allianz-assistance.com.au](mailto:oshc@allianz-assistance.com.au)

[www.allianzassistancehealth.com.au](http://www.allianzassistancehealth.com.au)